

# PRODUCT INFORMATION PACKET

Model No: 213TTGN6576

Catalog No: U042A

3 HP Explosion Proof Motor, 3 phase, 1200 RPM, 230/460 V, 213T Frame, EPFC  
Explosion Proof NEMA Motors



Regal and Marathon are trademarks of Regal Beloit Corporation or one of its affiliated companies.  
©2020 Regal Beloit Corporation, All Rights Reserved. MC017097E

REGAL

### Nameplate Specifications

Output HP	<b>3 Hp</b>	Output KW	<b>2.2 kW</b>
Frequency	<b>60 Hz</b>	Voltage	<b>230/460 V</b>
Current	<b>8.8/4.4 A</b>	Speed	<b>1170 rpm</b>
Service Factor	<b>1.15</b>	Phase	<b>3</b>
Efficiency	<b>89.5 %</b>	Power Factor	<b>70</b>
Duty	<b>Continuous</b>	Insulation Class	<b>F</b>
Design Code	<b>B</b>	KVA Code	<b>K</b>
Frame	<b>213T</b>	Enclosure	<b>Explosion Proof Fan cooled</b>
Thermal Protection	<b>Thermostats (N/C)</b>	Ambient Temperature	<b>40 °C</b>
Drive End Bearing Size	<b>6307</b>	Opp Drive End Bearing Size	<b>6208</b>
UL	<b>UL Listed; also, UL Certified for Canada</b>	CSA	<b>N</b>
CE	<b>N</b>	IP Code	<b>54</b>
Hazardous Location	<b>EXP PROOF CL I GR D CL II GR F&amp;G T3B</b>		

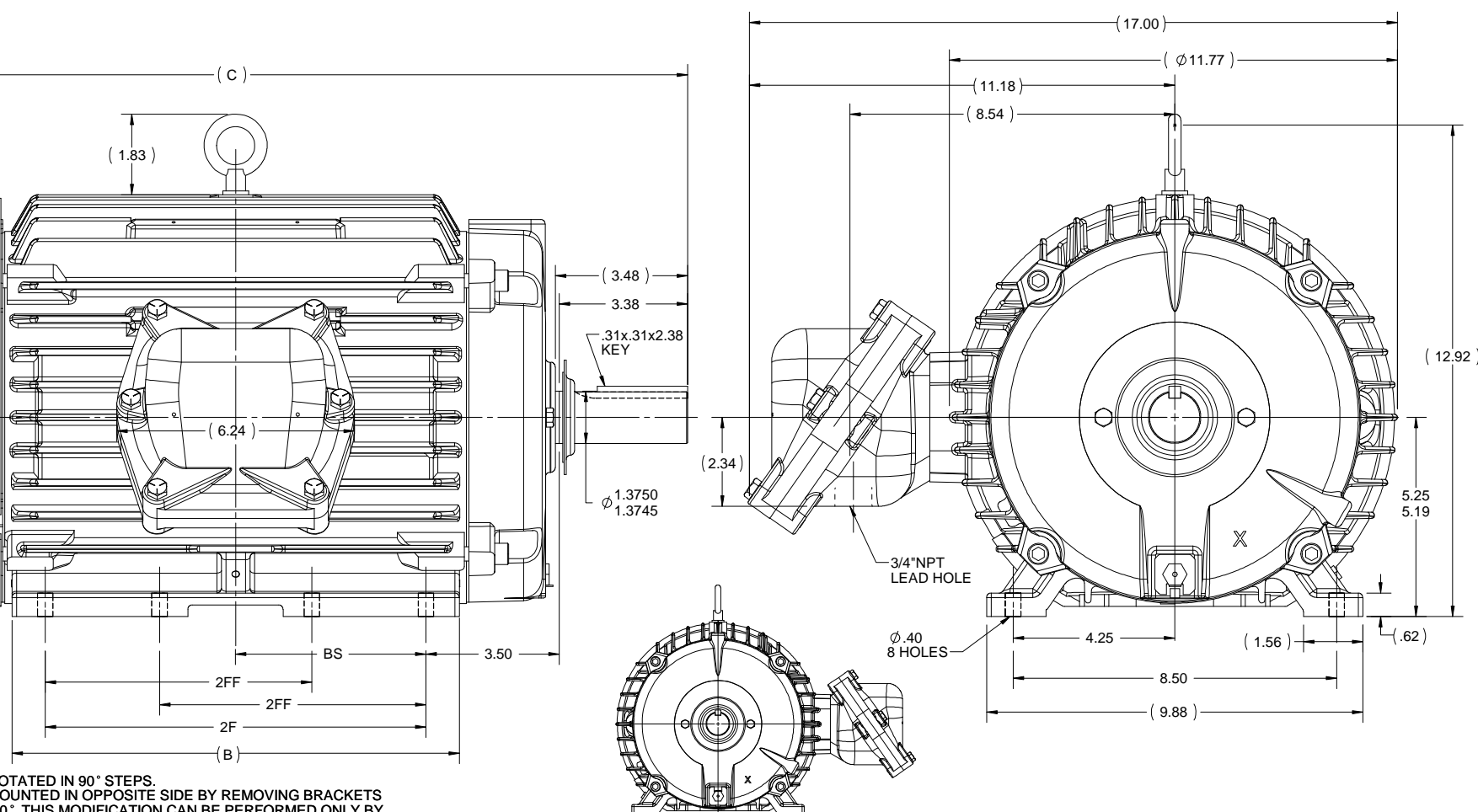
### Technical Specifications

Electrical Type	<b>Squirrel Cage Inverter Rated</b>	Starting Method	<b>Line Or Inverter</b>
Poles	<b>6</b>	Rotation	<b>Reversible</b>
Resistance Main	<b>2.785 Ohms</b>	Mounting	<b>Rigid base</b>
Motor Orientation	<b>Horizontal</b>	Drive End Bearing	<b>Ball</b>
Opp Drive End Bearing	<b>Ball</b>	Frame Material	<b>Cast Iron</b>
Shaft Type	<b>T</b>	Overall Length	<b>19.63 in</b>
Frame Length	<b>9.12 in</b>	Shaft Diameter	<b>1.375 in</b>
Shaft Extension	<b>3.48 in</b>	Assembly/Box Mounting	<b>F1 ONLY</b>
Outline Drawing	<b>037660-912</b>	Connection Drawing	<b>A-EE7308T</b>

B

B

TERM.  
END



A

A

- NOTES:
1. CONDUIT BOX CAN BE ROTATED IN 90° STEPS.
  2. CONDUIT BOX CAN BE MOUNTED IN OPPOSITE SIDE BY REMOVING BRACKETS AND TURNING FRAME 180°. THIS MODIFICATION CAN BE PERFORMED ONLY BY THE ORIGINAL EQUIPMENT MANUFACTURER, OR BY A FACILITY THAT IS COVERED UNDER UNDERWRITERS LABORATORIES INC. CATEGORY PTKQ, TITLED "MOTOR AND GENERATORS, REBUILT FOR USE IN HAZARDOUS LOCATION".
  3. NAMEPLATE TO BE READ FROM CONDUIT BOX SIDE OF MOTOR.

**F2 MOUNTING**

1212	215	22.63	11.76	10	7	5
912	213/215	19.63	8.63	7	5.5	3.5
DASH	FRAME	C	B	2F	2FF	BS

DRAWING REVISION <b>G</b>	REVISION BY <b>MVG</b>	DATE <b>02/08/2019</b>
ECO <b>ECO-0139404</b>	APPROVED BY <b>SR</b>	DATE <b>02/08/2019</b>
ECO DESCRIPTION <b>OUTLINE UPDATED AS PER ECR-0149056</b>		
<small>COPYRIGHT REGAL BELOIT AMERICA, INC. ALL RIGHTS RESERVED.          PROPRIETARY AND CONFIDENTIAL INFORMATION - THIS DOCUMENT IS THE PROPERTY OF          REGAL BELOIT AMERICA, INC. ("OWNER") AND CONTAINS OWNER'S PROPRIETARY          INFORMATION. ANY PERSON, CORPORATION OR OTHER FIRM RECEIVING IT IS DEEMED,          BY RECEIVING IT, TO AGREE THAT IT, AND/OR ANY PART OF IT, SHALL NOT BE DISCLOSED          TO ANY PERSON, CORPORATION OR OTHER ENTITY, DUPLICATED, AND/OR USED, EXCEPT          AS EXPRESSLY APPROVED IN WRITING IN ADVANCE BY OWNER. THIS DOCUMENT SHALL          BE RETURNED TO OWNER UPON REQUEST. IT MAY BE SUBJECT TO CERTAIN          RESTRICTIONS UNDER APPLICABLE EXPORT CONTROL LAWS AND REGULATIONS.</small>		

TOLERANCES UNLESS OTHERWISE SPECIFIED:		
DEC.	INCH	mm
.X	+0.1	[+2.5]
.XX	+0.03	[+0.76]
.XXX	+0.005	[+0.127]
.XXXX	+0.0005	[+0.0127]
REMOVE BURRS & BREAK SHARP		
EDGES: .003/.015 [.076/.381] X 45°		
CORNER FILLETS: R.02 [.51]		
MACHINED SURFACES: 200		
INCH/mm 5.1		
mm SHOWN IN [BRACKETS]		

DRAWN BY <b>AK 10/28/2009</b>
DATE
APPROVED BY
DATE
REFERENCE <b>SS84370</b>
THIRD ANGLE PROJECTION

**REGAL**™ Regal Beloit America, Inc.

DESCRIPTION  
**OUTLINE**  
210 FR. - EPFC

MATERIAL

PROCESS/FINISH

SIZE  
**B**

DRAWING NUMBER  
**037660**

SHEET  
**1 OF 1**

**HIGH VOLTAGE**



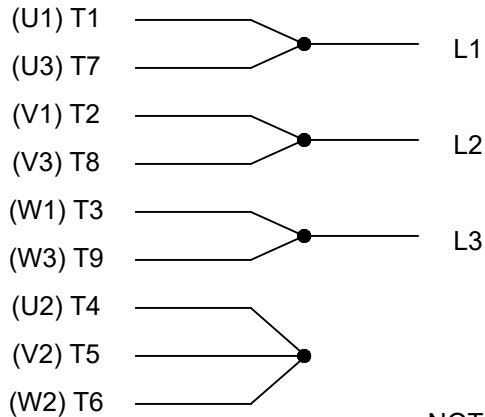
**THREE PHASE  
DUAL VOLTAGE MOTOR**

THERMO-PROTECTORS  
CONNECTED IN SERIES



NOTE FOR FACTORY USE ONLY:  
TO SURGE TEST FOR COMMON CONNECT:  
HIGH VOLT: CONNECT P1 TO T1  
THEN P2 TO L1  
LOW VOLT: CONNECT P1 TO T1 & T7,  
THEN P2 TO L1

**LOW VOLTAGE**



**VIEW OF TERMINAL END**

NOTE: LEAD'S COLOR CAN BE YELLOW OR WHITE FOR MT2 PLANT

DRAWING REVISION T	REVISION BY ZR	DATE 01-14-2019		DRAWN BY SMC	Regal Beloit America, Inc.	
ECO ECO-0159915	APPROVED BY DR	DATE 01-15-2019		DATE 05-13-1992		
ECO DESCRIPTION ADDED TERMINAL CONNECTION DIAGRAM				APPROVED BY TB	DESCRIPTION <b>CONN DIAGRAM-INTERNAL</b> 3 PHASE - DUAL VOLTAGE MOTOR	
<small>COPYRIGHT REGAL BELOIT AMERICA, INC. ALL RIGHTS RESERVED. PROPRIETARY AND CONFIDENTIAL INFORMATION - THIS DOCUMENT IS THE PROPERTY OF REGAL BELOIT AMERICA, INC. ("OWNER") AND CONTAINS OWNER'S PROPRIETARY INFORMATION. ANY PERSON, CORPORATION OR OTHER FIRM RECEIVING IT IS DEEMED, BY RECEIVING IT, TO AGREE THAT IT, AND/OR ANY PART OF IT, SHALL NOT BE DISCLOSED TO ANY PERSON, CORPORATION OR OTHER ENTITY, DUPLICATED, AND/OR USED, EXCEPT AS EXPRESSLY APPROVED IN WRITING IN ADVANCE BY OWNER. THIS DOCUMENT SHALL BE RETURNED TO OWNER UPON REQUEST. IT MAY BE SUBJECT TO CERTAIN RESTRICTIONS UNDER APPLICABLE EXPORT CONTROL LAWS AND REGULATIONS.</small>				DATE 05-13-1992	MATERIAL	PROCESS/FINISH
			REFERENCE EE7308/EE7300	SIZE A	DRAWING NUMBER EE7308T	SHEET 1 OF 1
			THIRD ANGLE PROJECTION			



Data Sheet

Date: 29-06-2017  
 Customer: \_\_\_\_\_  
 Attention: \_\_\_\_\_  
 Submitted by: FAREEDA DUDEKULA



213TTGN6576

Submittal

Data @ 460 V

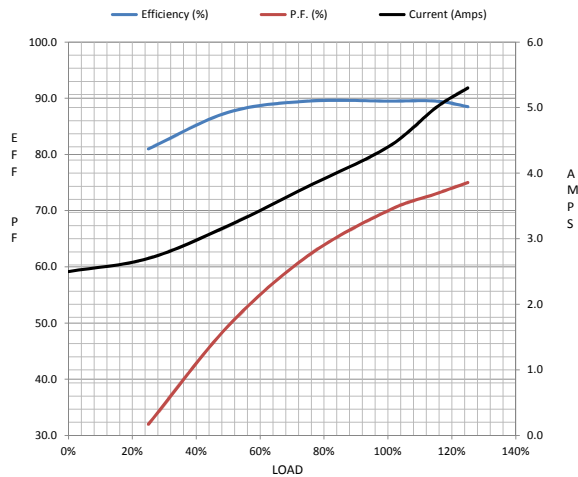
Motor Load Data

Load	0%	25%	50%	75%	100%	115%	125%	LR
Current (Amps)	2.50	2.70	3.2	3.8	4.4	5.0	5.3	32.0
Torque (ft-lb)	0.00	3.3	6.7	10.0	13.5	15.5	17.0	34.0
RPM	1200	1194	1186	1180	1170	1,168	1166	0
Efficiency (%)		81.0	87.5	89.5	89.5	89.5	88.5	
P.F. (%)	6.0	32.0	49.5	62.0	70.0	73.0	75.0	40.0

Motor Speed Data

	LR	Pull-Up	BD	Rated	Idle
Speed (RPM)	0	600	1025	1170	1200
Current (Amps)	32.0	28.0	20.0	4.4	2.50
Torque (ft-lb)	34.0	32.0	47.5	13.5	0.00

Information Block				
HP	3.0			
Sync. RPM	1200			
Frame	213			
Enclosure	TEFC			
Construction	TFN			
Voltage	30/460#190/38V			
Frequency	60 Hz			
Design	B			
LR Code letter	K			
Service Factor	1.15			
Temp Rise @ FL	35 ° C			
Duty	CONT			
Ambient	40 ° C			
Elevation	1,000 feet			
Rotor/Shaft wk <sup>2</sup>	0.80 Lb-FT <sup>2</sup>			
Ref Wdg	K213660 NONE			
Sound Pressure @ 1M	55 dBA			
VFD Rating	CONSTANT 10:1			
Outline Dwg	037660-912			
Conn. Diag	A-EE7308T			
Additional Specifications:				
0				
365THFS8036				
EQUIV CKT (OHMS / PHASE)				
R1	R2	X1	X2	Xm
1.6270	1.5890	6.7630	7.7850	95.0630



Speed -Torque Curve

